

SNIPER X

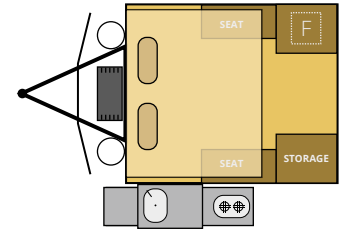
	X.9	X.11	X.12
Overall Length*	4015mm	5000mm	5250mm
Body Length	2745mm	3200mm	3600mm
Height*	1850mm	1900mm	1900mm
Width	1950mm	1950mm	1950mm
Tare Weight*	850kgs	1100kgs	1100kgs
GVM*	1600kgs	2200kgs	2200kgs
Axle Weight	1800kgs	2200kgs	2200kgs
Payload*	750kgs	900kgs	900kgs

* Approximate: Drawbar & Tyre Size will affect some Length, Height & Weights

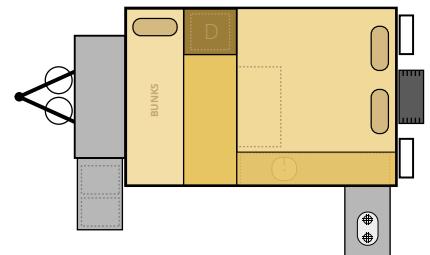
X.9 \$44,990
X.11 \$49,990
X.12 \$64,990

Prices Stated Are From & Includes G.S.T

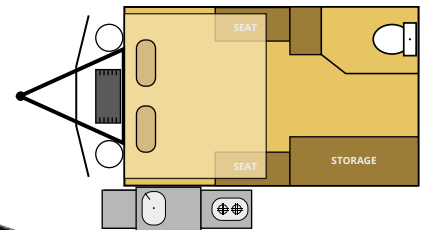
SNIPER X.9



SNIPER X.11



SNIPER X.12



*Photos for Illustration Purposes

SPECS

X.9

X.11

X.12

CHASSIS

High Tensile Galvanized Steel	✓	✓	✓
McHitch 360 degree trailer coupling	✓	✓	✓
ORV coil suspension & off road shock absorbers	✓	✓	✓
Electric brake plus handbrake	10"	12"	12"
16x7 off road wheels, 33x12.5x16 A/T tyres	✓	✓	✓
Tyre carrier	✓	✓	✓
10" solid swing away jockey wheel xo750	✓	✓	✓
Food grade water tank	80L & 80L	100L & 100L	100L & 100L
Large front mesh stone deflector	✓	✓	✓
Gas bottle holder/s	2	2	2

BODY

Electronic Lift Roof	N/A	\$1,500	\$1,500
Front lockable storage box	-	650 x 1500 x 650	650 x 1500 x 650
Custom entry door for accessibility & security	✓	✓	✓
Pop top: Marine dust seals & 4 locks to body	✓	✓	✓
FRP composite walls	✓	✓	✓
Commercial grade vinyl flooring	✓	✓	✓
Windows with insect screens & curtains	4	4	4
Large steel, lockable storage lockers	760 x 915 x 305	400 x 915 x 1100	450 x 915 x 1100

INTERNAL

Queen mattress (single twin-bed option)	Foam	Foam	Foam
Removable Bunk Option	\$350	\$350	\$350
Under bed seat and storage	✓	✓	✓
Seating Capacity	2	2	4
Compressor fridge	80L	80L	80L
Toilet (2 Toilet Options)	-	OPTION	✓
Internal Shower	-	-	✓
External Shower	✓	✓	✓
Gas Hot Water	✓	✓	✓
Kitchen	-	✓	✓
Smev Sink	-	-	✓
Drinking Water Filter	\$85	\$85	\$85
Gas Heater System	\$2,000	\$2,000	\$2,000
Reverse Cycle A/C	-	\$2,000	\$2,000
Roof Fan	\$450	\$450	✓

EXTERNAL

Stainless external slide-out kitchen + sink	✓	✓	✓
2 Burner gas stove + grill	✓	✓	✓
Quick Awning (part of setup)	2100 x 1830	(Combined)	2100 x 1950
Awning	6100 x 2900	3200 x 2000	6100 x 2900
Extra Awning	\$650	\$650	\$650
Cold / Hot shower	✓	✓	✓
Shower Room	✓	✓	✓
Internal Shower	-	-	✓
12v power outlets	5	5	5
Bike Rack	P.O.A	P.O.A	P.O.A
Wood Rack	\$350	✓	✓

ELECTRICAL

AGM Deep Cycle Battery	-	-	2 (240amp/h)
Lithium Deep Cycle Battery	1 (100amp/h)	1 (100amp/h)	-
Internal LED Lighting	2	✓	✓
External LED Lighting	3	✓	✓
200watt Glass solar Panel	1	1	1
Soundbar	\$400	\$400	\$400
40amp RedARC BMS30 - DC to DC	✓	✓	✓
240v Inverter (option = 350w)	\$400	\$400	✓
240v Shore Power Points	\$650	\$650	\$650
LED tail lights	✓	✓	✓
50amp Anderson plug	✓	✓	✓