

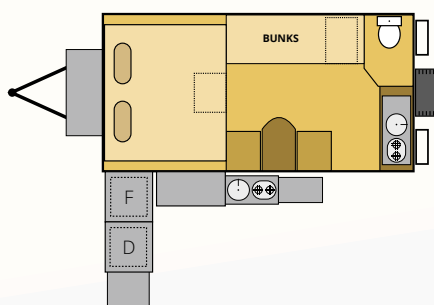
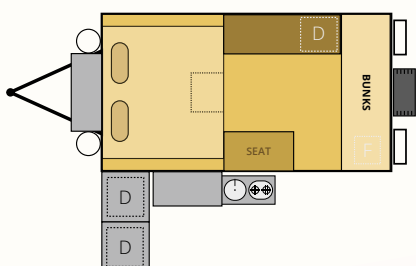
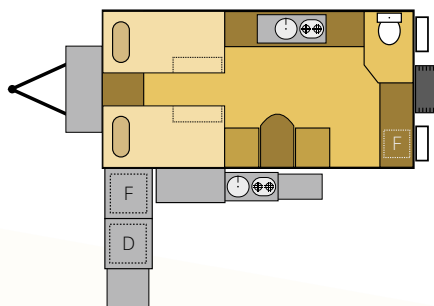
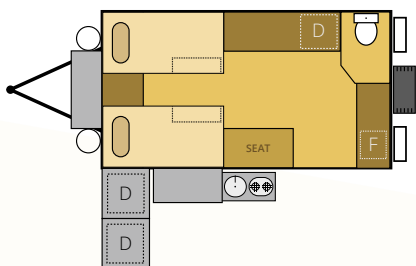
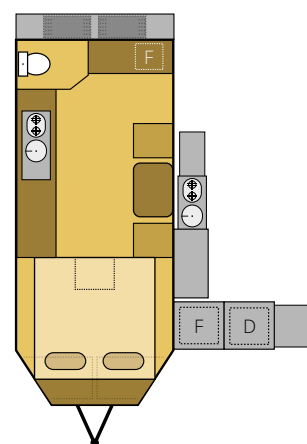
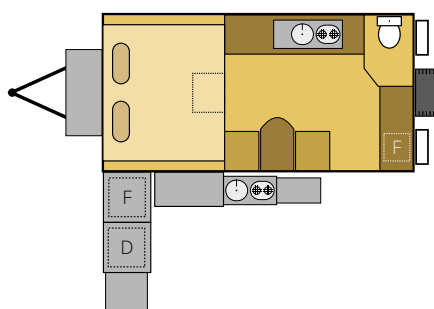
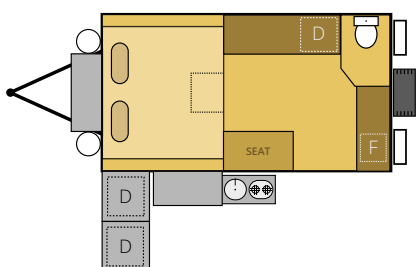
<b>Overall Length*</b>	<b>5800</b>	<b>7000</b>	<b>7000</b>
<b>Body Length</b>	<b>4200</b>	<b>4500</b>	<b>4500</b>
<b>Height*</b>	<b>2150</b>	<b>2150</b>	<b>2150</b>
<b>Width</b>	<b>1950</b>	<b>1950</b>	<b>1950</b>
millimeters (mm)			
<b>Tare Weight*</b>	<b>1650</b>	<b>1850</b>	<b>1900</b>
<b>GMV*</b>	<b>2500</b>	<b>2500**</b>	<b>3500</b>
<b>Axle Weight</b>	<b>3000</b>	<b>3000</b>	<b>4400</b>
<b>Payload*</b>	<b>750</b>	<b>650</b>	<b>1300</b>
kilograms (kgs)			

\* Approximate: Drawbar & Tyre Size will affect some Lengths, Heights & Weights

\*\* X.15 Single Axel can be plated at 2800kgs (adds 300kg payload)  
X.15 Tandem Axel can be plated at 3500kgs (adds 500kg payload)

<p>X.14 <b>\$77,990</b></p>	<p>X.15 Single Axle <b>\$89,990</b></p>	<p>X.15 Tandem Axel <b>\$94,990</b></p>	<p>SNPX <b>P.O.A</b></p>
---------------------------------	---	---	------------------------------

Prices include G.S.T



Notes: \_\_\_\_\_

KEY: D DRAWS F FRIDGE



## CHASSIS

X.14

X.15

SNPX



High Tensile Hot Dipped Galvanized Steel	✓	✓	✓
McHitch 360 degree trailer coupling	✓	✓	✓
ORV coil suspension & off road shock absorbers	✓	✓	Airbag
Central Tyre Inflation / Deflation	-	-	✓
Electric brake plus handbrake	12"	12"	12"
17x7 off road wheels, 33x12.5x16 A/T tyres	✓	Y	✓
Rear tyre carrier	1	1	2
10" solid swing away jockey wheel xo750	✓	✓	✓
Food grade water tank (Grey Water Split Available)	200L	300L	400L + 70L
Water Filtration System	✓	✓	✓
Large mesh stone deflector front	✓	✓	✓
Gas bottle holder/s	2	2	2

## BODY

Electronic Lift Roof	✓	✓	✓
Front lockable storage box (Required for Wood Rack)	650 x 1500 x 650	650 x 1500 x 650	1900 x 500 x 650
Custom entry door for accessibility & security	✓	✓	✓
Pop top: Marine dust seals & 4 locks to body	✓	✓	✓
FRP composite walls	✓	✓	✓
Commercial grade vinyl flooring	✓	✓	✓
Windows with insect screens & curtains	9	9	9
Large steel, lockable storage lockers	1000 x 500 x 800	1000 x 500 x 800	1000 x 500 x 800

## INTERNAL

Queen inner spring mattress (single twin-bed option)	Foam	Innerspring	Innerspring
Removable Bunk Option (Each, X.14 3 Bunk Option)	\$350	\$350	\$350
Under bed storage draws (700 x 700 x 250)	2	2	2
Seating Capacity	2 - 4	2 - 4	2 - 4
Compressor fridge	80L	130L	60L + 130L
Toilet (2 Toilet Options)	✓	✓	✓
Internal Shower	✓	✓	✓
External Shower	✓	✓	✓
Gas Hot Water	✓	✓	Gas or Diesel
Kitchen	OPTION	✓	✓
Smev Sink	✓	✓	✓
Drinking Water Filter	\$85	✓	✓
Heater	\$2,000	\$2,000	✓
Reverse Cycle A/C	\$2,000	\$2,000	✓
Roof Fan	✓	✓	2x Sirocco

## EXTERNAL

Stainless steel external slide-out kitchen	✓	✓	✓
2 Burner gas stove	✓	✓	✓
Slide out compressor fridge	\$1,500	\$1,500	✓
Setup Awning	-	-	-
Awning	4000 x 2400	4500 x 2400	4500 x 2400
Extra Awning	\$2,000	\$2,000	\$2,000
Cold/Hot shower	✓	✓	✓
Shower Room	✓	✓	✓
Internal Shower	✓	✓	✓
12v power outlets	5	5	5
Bike Rack	P.O.A	P.O.A	P.O.A
Wood Rack (requires Front Storage Box)	✓	✓	✓

## ELECTRICAL

120amh power AGM Deep Cycle Battery	2 (240amp/h)	2 (240amp/h)	-
100amh power Lithium Deep Cycle Battery	\$600 Opt	\$600 Opt	4 (400amh)
Internal LED Lighting	4	5	5
External LED Lighting	2	2	4
200watt Glass solar Panel	2 (400w)	2 (400w)	4 (1000w)
Soundbar	\$400	✓	✓ (premium)
40amp RedARC battery management system	✓	✓	✓
RedARC Redvision	✓	✓	✓
240v Inverter	\$400	350w	3000w
240v Shore Power Points	\$650	✓	✓
LED tail lights	✓	✓	✓
50amp Anderson plug	✓	✓	✓
TV Setup	-	✓	✓